

Perryfields


INFANT SCHOOL

Lawn Lane Chelmsford, Essex CM1 7PP

Tel: 01245 268714 Fax: 01245 344296

Email: admin@perryfields-infessex.sch.uk

Headteacher: Mrs Amanda Reid



18th March 2020

Dear Parents and Carers

Coronavirus

Further to previous communications, I am writing to update you about homework expectations during any potential school closures.

Although we have **NOT** been advised by the Local authority that Perryfields Infant School will close, we have decided to put plans in place to minimise the impact on your child's learning if we are asked to close without adequate warning.

Consequently, children have been allocated the following work/activities in the event of school closure.

Year 1

Reading & Phonics:

Continue to read each day (school books and books at home) and keep a log of everything you have read in the reading diary (points will still be counted).

Practise all of your phonics sounds ready for the Year 1 phonics check.

Spelling & writing:

Practise reading and spelling the Year 1 Common Exception Words (can you get your spelling badge?). To write sentences using the conjunction 'and'.

Maths:

Access a wide range of fun learning games on DBPrimary and Purple Mash.

Practise number sentences with addition and subtractions in e.g. $12 + 8 = 20$, $25 - 3 = 22$.

Other Activities:

Please see the Year group packs attached to this letter for other activities.

Please also remember that children have access to DB Primary

<https://secure.dbprimary.com/service/util/login>

and Purple Mash from home. <https://www.purplemash.com/sch/perryfields-infant>

There are also some learning activities on a helpful (and currently free) 'Twinkl' website www.twinkl.co.uk/offer (Enter the code UKTWINKLHELPS).

Please note that this only applies in the event of school closure. If schools are forced to close it is not known how long this may be and it is important that all children continue to keep active with their learning during this time to ensure the minimum disruption possible to your child's development.

Again, I would like to thank everyone for your continued support and understanding during these uncertain times.

Yours faithfully

Mrs Amanda Reid
Headteacher



In case of school closure – Year 1 ideas

Here are a few ideas to keep the children occupied and ensure they keep up with their learning...


Read a different book every day...or a comic, or an online story. Give it marks out of 10 and say what you liked or didn't like.	Make finger puppets/ puppets on sticks for the characters from the stories you have read and retell the story with them.	Write a list of nouns you can see around the house. Can you make them into the plural by adding s/es? Pen -> pens Box -> boxes	Learn a poem off by heart and put actions to it. There are lots of poems online eg. poetryzone. Or write your own!
Practise counting forwards and backwards in 1s, 2s, 5s and 10s.	Practise adding and subtracting. Once you are confident, apply your skills in some online games (DBPrimary, Top Marks maths etc.)	Get a ruler or tape measure and measure things accurately.	Learn to tell the time. (We have learnt to read the clock to O'clock and Half past so you can test the children by asking what time it is).
Get outside and see if you can find any mini beasts in different micro habitats (under stones, against the fence, in the grass etc.) Draw or list them.	If you have any spring flowers in your garden, have a go at drawing some. Look really closely, sketch rather than pressing hard and colour with care.	Make a map of you house, garden, a journey you have been on or even an imaginary land. Don't forget the key.	Do some online research about a topic of interest to you. The Primary Homework Help site is quite good, as is BBC bitesize. List the most interesting facts you find.
Try to get some exercise. Maybe you could put on some music and do some star jumps, marching etc.? Or do some shuttle runs up and down the garden.	Make a "Missing" poster for a character from a fairy story or an animal from the rainforest. Describe its physical appearance and character.	Bake some cookies or make some sandwiches. Weigh out the ingredients carefully. You could write the method you used and draw pictures with it too.	Using the food you prepared, have a teddy bear's picnic. You could send invitations to your toys (don't forget to tell them what time it is!)
Email your teacher using DBPrimary.	Log on to DB Primary and practise your spelling and adding skills on the games. You can even play against your school friends!	If you have access to a computer, use your skills to create a word document. You can type a sentence, insert a picture and change the font.	Can you use some junk modelling materials from around the house and make a model? (boxes, tubes, lids, yoghurt pots etc.).

Other ideas may be posted on our DB Primary page or the school website class pages.

To access Purple Mash from home, search for the school in to drop-down. The username and password are both Year1 or Year2 (initial capital, no space before number).

DB Primary passwords are stuck in reading records. Top Marks is good for maths and literacy.

Please try and read with your child on a daily basis and practise the phonemes they have learnt in class (ai/qu/oo etc.) Thank you for your continued support! ☺



Punctuation Power!	
	Spaces between words
A	Capital letters at the beginning of a sentence, for names of people, places, days of the week and 'I' (me)
.	A full stop at the end of a sentence
!	Exclamation marks for surprise
?	Question marks for questions

Joining Ideas
and
fish and chips
bat and ball
Tim and Sam
I love football and I love school.

Here is a list of all the things Year 1 children should know to be at the expected level in writing. Can you pick an area and practice the spellings/phonemes/skills with your child at home to help aid their fluency and understanding?

Super Spellings... I need to know many of these:									
a	the	to	I	no					
go	of	is	his	has					
he	she	we	me	be					
was	my	you	they	are					
said	so	some	come	were					
there	where	one	do	today					
house	by	your	ask	put					
full	pull	push	here	love					
once	our	says	school	friend					

Days of the week				
Monday		Tuesday		Wednesday
Thursday		Friday		Saturday
				Sunday

More than One!	
Use -s and -es to make plurals.	
three bears 	some dishes 

Fantastic Phonics
Say the word.
Split it into phonemes.
Write the graphemes. Use your phonics knowledge to spell words.
Read and write these:
j v w x y z zz qu ch sh th ng ai ee igh oa oo ar or ur ow oi ear air ure er
ay ou ie ea oy ir ue aw wh ph ew oe au ey a-e e-e i-e o-e u-e
Super Suffixes
Use -ing, -ed and -er to make new words.
playing played player
helping helped helper
Top Tips
Say your whole sentence out loud first.
Read it back to check that it makes sense and make changes.