


How to Grow a Bean



You will need:



- **Bean seeds**

(You can use almost any bean but runner beans, French beans, dwarf beans and broad beans all work well)



- **Plant pot**



- **Trowel or spoon**



- **Soil or sowing compost**




- **Watering can**



How to Grow a Bean

1

Fill your plant pot with soil.




Top Tip!

Make sure to leave about 1cm of space at the top!

How to Grow a Bean

2

Make a hole in the soil with your finger.




Top Tip!

Your hole should be about 3cm deep.

How to Grow a Bean

3

Place your bean in the hole and cover with more soil.




Top Tip!

Tap the soil down, but not too hard!

How to Grow a Bean

4

Use a watering can or spray bottle to dampen the soil.



Top Tip!

The bean will grow best if the soil is kept moist, but not too wet.

How to Grow a Bean

5


Put your plant pot in a sunny location.



How to Grow a Bean

6

Continue to water your bean regularly.



Top Tip!

Remember not to use too much water!



How to Grow a Bean

7

Soon, your bean will start to sprout!

