

Daily challenge Work for Numeracy

Monday's challenge

Class 1 and Class 2 were each asked their favourite ice-cream flavours. Their results are shown in the tally charts.

Class 1	
Flavour	Total
Vanilla	
Chocolate	
Strawberry	
Mint	

Class 2	
Flavour	Total
Vanilla	
Chocolate	
Strawberry	
Mint	


















What is the same? What is different?

There are at least 3 things that are the same and 3 things that are different.

Tuesday's challenge

Use the clues below to help you complete the pictogram.

- More Caramel was sold than Bubblegum flavour, but less than Strawberry flavour.
- Mint was the most popular flavour.
- Vanilla was the least popular.

















Flavour	 = 1 ice cream	Total
Strawberry	       	
Vanilla		
Chocolate	   	
Mint		
Caramel		
Bubblegum	   	4


Can you find more than one way to complete the pictogram?

Wednesday's challenge

Use the tally chart to complete the pictogram.

Pet	Tally
Dog	
Cat	
Rabbit	
Fish	

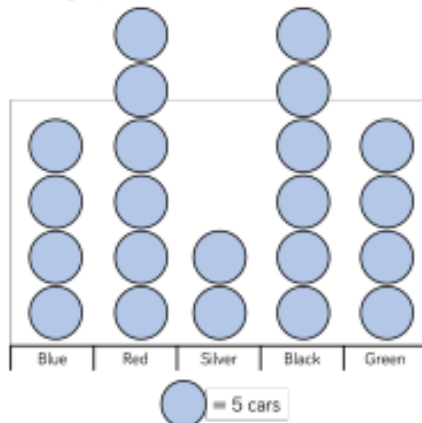
Pet	
Dog	    
Cat	 
Rabbit	   
Fish	    












 = 2 animals

Now write 2 questions about the pictogram.

Thursday's challenge

Teddy and Eva both draw a pictogram to show how many cars they counted driving past their school.




















Colour	Number on cars
Blue	 
Red	  
Silver	
Black	  
Green	 


Legend: 1 circle = 10 cars

What is the same? What is different?
Whose pictogram do you prefer? Why?

Friday's challenge

Jack and Whitney have carried out a traffic survey.

Van	  
Bus	   
Bike	  
Lorry	 
Car	    

 = 10 vehicles

Jack says;



If I add the number of lorries and bikes together then it will be equal to the number of cars

Is he right? Convince me.

Whitney says;



To find the total number of vehicles I need to count the symbols. There are 16 and a half vehicles.

Is she correct? Explain your answer.

